

**A C S P**

# *Summer Gazette*


2020  
Edition

**Entering**  
**6<sup>th</sup> Grade**

- Curriculum
- Uniforms
- Contact Info

Student Name:

AcadeMir Charter School Preparatory  
19185 SW 127<sup>th</sup> Ave.  
Miami Fl. 33177





AcadeMir Charter School Preparatory  
"Expect Excellence"

AcadeMir Charter School Preparatory is proud and excited to offer all students our summer assignments. This summer magazine contains all REQUIRED Reading, Mathematics, and/or Science project based learning activities for your child's incoming grade. Enclosed you will also find other pertinent information to help your family prepare for the upcoming school year. As always, use these assignments as a way to connect with your child and acclimate students to what will be expected next year. ALL magazines will be collected during the first week of school and will be evaluated for a participation grade. We hope you have a wonderful and restful summer.

Sincerely,


M. Kristina Ledo Ed. D.  
Principal

AcadeMir Charter School Preparatory está orgulloso y emocionado de ofrecer a todos los estudiantes nuestras asignaciones de verano. Esta revista de verano contiene todas las actividades de aprendizaje basadas en proyectos de Lectura, Matemáticas y / o Ciencias REQUERIDAS para el grado de su hijo. Adjunto encontrará también otra información pertinente para ayudar a su familia prepararse para el próximo año escolar. Como siempre, utilice estos proyectos como una manera de conectarse con su hijo y aclimatar a los estudiantes a lo que pueden esperar el próximo año. TODOS los proyectos se recogerán durante la primera semana de la escuela y serán evaluados para un grado de participación. Esperamos que tengan un maravilloso y tranquilo verano.

Sinceramente,

M. Kristina Ledo Ed. D.  
Principal





## AcadeMir Charter School Preparatory



**Unisex Polo Spandex**



**Polo Rugby**



**Oxford Gala**



**Polo Dress**  
\$34.99 - \$36.99



**Flat Front Pant**  
\$23.99



**Flat Front Pant**  
\$19.99



**Flat Front Short**  
\$14.99 - \$19.99



**Tie**



**Skort With Flap Plaid**



**Pe Short**



**Pe T-Shirt**



**Snap Fleece Jacket**



**V-Neck Cardigan**



**V-Neck Vest -Gala**

# Middle School

## Classroom Supplies

### General Supplies:

- ✓ #2 Pencils
- ✓ 2 Blue / Black Pens
- ✓ 2 Red Pens
- ✓ 2 Highlighters
- ✓ 2 Erasers
- ✓ Sharpeners with Covers

### Homeroom Supplies:

- ✓ 1 Bottles of Hand Sanitizer
- ✓ 2 Tissue Boxes
- ✓ 1 Bottles of Lysol
- ✓ 1 Paper Towels
- ✓ 2 Dry Erase Markers  
(Black/ Blue/Red/Green)
- ✓ 2 Reams of Copy Paper  
(White)
- ✓ 1 Pack of Color Copy Paper
- ✓ 1 Pack of College Ruled  
Loose Leaf Paper

### ELA/Reading:

- ✓ 1- 2inch Binder
- ✓ 1- Duo-tang folder  
w/pockets
- ✓ 2- Composition Notebooks
- ✓ 1- Pair of Headphones
- ✓ 1-8GB USB memory stick

### Math:

- ✓ 1- Duo-tang folder  
w/pockets
- ✓ 2- Composition Notebooks

### Science:

- ✓ 1- Composition Notebooks
- ✓ 1- Duo-tang folder  
w/pockets
- ✓ 6 Dividers with pockets  
plastic covers
- ✓ 12 Pack of color pencils

*Please keep in mind that this is just a general supply list. Teachers will be including additional supplies in their syllabus that will be required. This will be given out during the first TWO days of school.*






# School Ready

## STRESS-FREE SUMMER & HASSLE-FREE BACK-TO-SCHOOL!

- ✓ NO WORRY OF OBTAINING SCHOOL SUPPLIES.
- ✓ NO WAITING IN LONG LINES.
- ✓ NO STRESS OVER SOLD-OUT ITEMS.
- ✓ ALL SUPPLIES SHIPPED IN ONE DELIVERY TO THE SCHOOL.
- ✓ ALL SUPPLIES LABELED WITH STUDENT NAME & CHARACTER.
- ✓ NO CARRYING OF BAGS OR BOXES.
- ✓ NO DELIVERY FEE.
- ✓ OPTION TO ORDER ONLINE
- ✓ OPTION TO BUY HEADPHONES SEPARATELY.
- ✓ OPTION TO BUY SUPPLY KITS BY CATEGORY.



[WWW.SCHOOLREADYSUPPLIES.COM](http://WWW.SCHOOLREADYSUPPLIES.COM)



**Dear ACSP Families:**

**Books can take your imagination to faraway places, on fantastic adventures, or back in time. You can learn about new things, meet new characters, and experience other cultures when you read. Reading can be relaxing, fun and rewarding - we know that people become better readers by reading!**

**This summer, we want you to take some time to *READ*. You can either enjoy the book on your own or read it with a grown-up. Our Grade Level Reading List can be found below. After you read your book, *complete the summer reading activity that has been assigned to your grade level*. Please bring your finished project in during the first week of school and give it to your teacher. It will be shared and displayed in class!**

**If you have any questions, please call our school office (305) 964-7542. Have a wonderful summer!**

| GRADE LEVEL                    | 1 <sup>ST</sup> BOOK OPTION   | 2 <sup>ND</sup> BOOK OPTION   |
|--------------------------------|---|---|
| ENTERING KINDERGARTEN          | LOVE YOU FOREVER BY ROBERT MUNSCH   | OFF TO KINDERGARTEN BY TONY JOHNSTON                                  |
| ENTERING 1 <sup>ST</sup> GRADE | DAVID GOES TO SCHOOL BY TONY JOHNSTON   | HENRY AND THE MUDGE THE FIRST BOOK BY CYNTHIA RYLANT                  |
| ENTERING 2 <sup>ND</sup> GRADE | SUPER NARWHAL AND JELLY JOLT BY BEN CLANTON                                   | HILDE CRACKS THE CASE: HERO DOG! BY HILDE LYSIAK                      |
| ENTERING 3 <sup>RD</sup> GRADE | TIME JUMPERS #1 STEALING THE SWORD BY WENDY MASS                              | RACE THE WILD #1 RAIN FOREST RELAY BY KRISTIN EARHART                 |
| ENTERING 4 <sup>TH</sup> GRADE | DIARY OF A WIMPY KID: THE MELTDOWN BY JEFF KINNEY                             | MR. POPPER'S PENGUINS BY: RICHARD ATWATER                             |
| ENTERING 5 <sup>TH</sup> GRADE | I SURVIVED #1: I SURVIVED THE SINKING OF THE TITANIC, 1912 BY: LAUREN TARSHIS | STAT #1: HOME COURT: STANDING TALL AND TALENTED BY: AMAR'E STOUDEMIRE |
| ENTERING 6 <sup>TH</sup> GRADE | MANIAC MAGEE BY JERRY SPINELLI  |   |
| ENTERING 7 <sup>TH</sup> GRADE | PERCEY JACKSON AND THE LIGHTNING THIEF  |   |

**Purchase your Summer Reading books at <https://www.scholastic.com/bf/academircharterschoolprep>**

## Maniac Magee

### Writing Prompts

Directions: Below you will find a list of five writing prompts for summer writing assignment. You are to ONE prompt and write a five paragraph essay. Your essay must include an introductory, body using evidence and examples from the novel, and concluding paragraph.

1. Maniac Magee had a difficult time with John McNab and the Cobras. What advice would you give to Maniac to help him deal with this problem? Use evidence from the novel to support your advice.
2. Grayson is one of the kindest characters in Maniac Magee. Using examples and evidence from the novel, describe Grayson's attributes and how he kind to Manic Magee. (Attributes are qualities or features regarded as a characteristic or a part of someone. Some examples might include kind, friendly, or hardworking).
3. Compare Russell and Piper with Hester and Lester. What are their similarities and differences? Use evidence from the novel to support your explanations.
4. Compare and contrast John McNab and Mars Bar. What are their similarities and differences? Use evidence from the novel to support your explanations.
5. Choose one favorite quote from the novel. Illustrate the quote with your own drawing of the character that makes the statement. Explain why you chose this quote and how it helps us understand the character. You must include the page where the quote can be found

# Text Symbols for *Annotating* Text

## *"THINKING WHILE READING"*

**\* = This is important!**

**\_\_\_\_\_ = This is a key word/detail.**

**✓ = I understand.**

**○ = This is unfamiliar.**

**? = I don't understand.**

**! = I'm surprised.**

**∞ = I made a connection.**

**Words and Comments = I am thinking.**





# LEARNING LOG



6th Grade

## Reading

This log contains all the lessons required to ensure students are prepared for the upcoming year. Please keep track of each lesson as you complete it with a smart score of 80 points or better. You may print this log and use it to track or you may use the digital version provided in a separate link.

| IXL Code | Lesson Name                                     | Smart Score | Date Completed | Parent Signature |
|----------|---|-------------|----------------|------------------|
| J2       | Organize Information by Main Idea               |             |                |                  |
| D4       | Identify Text Structure                         |             |                |                  |
| C2       | Compare Passage for Tone                        |             |                |                  |
| E2       | Identify Narrative Point of View                |             |                |                  |
| V4       | Using Context Clues                             |             |                |                  |
| P1       | Greek and Latin Roots                           |             |                |                  |
| E5       | Classifying Figures of Speech                   |             |                |                  |
| K2       | Choose Evidence to Support a Claim              |             |                |                  |
| K3       | Identify Supporting Details in Information Text |             |                |                  |
| C3       | Identify Authors Purpose                        |             |                |                  |



# LEARNING LOG



6th Grade

Math

This log contains all the lessons required to ensure students are prepared for the upcoming year. Please keep track of each lesson as you complete it with a smart score of 80 points or better. You may print this log and use it to track or you may use the digital version provided in a separate link.

| IXL Code | Lesson Name   | Smart Score | Date Completed | Parent Signature |
|----------|---|-------------|----------------|------------------|
| B3       | Multiply whole numbers with four or more digits     |             |                |                  |
| C5       | Divide whole numbers with 2 digits                  |             |                |                  |
| C6       | Divide whole numbers with 23 digits                 |             |                |                  |
| D2       | Evaluate exponents                                  |             |                |                  |
| I4       | Equivalent fraction review                          |             |                |                  |
| I7       | Compare fractions with like and unlike denominators |             |                |                  |
| I12      | Convert between decimals and fractions              |             |                |                  |
| J7       | Add and subtract mixed numbers: word problems       |             |                |                  |
| O3       | Evaluate numerical expressions with whole numbers   |             |                |                  |
| Y2       | Write variable expressions: Two operations          |             |                |                  |
| Z2       | Which X satisfies an equation                       |             |                |                  |

# **6<sup>th</sup> Comprehensive Science Course 1**

## **Nature of Science**

Student Name: \_\_\_\_\_

Student ID: \_\_\_\_\_

| <b>Week</b> | <b>Interactive Tutorial Lesson</b>  | <b>Date Completed</b> |
|-------------|---|-----------------------|
| <b>1</b>    | <b>Class Hamster Science: Part 1</b>  |                       |
| <b>1</b>    | <b>Class Hamster Science Part 2: Research<br/>&amp; Experimental Design</b> |                       |
| <b>2</b>    | <b>Class Hamster Science Part 3:<br/>Experimental Testing &amp; Results</b> |                       |
| <b>2</b>    | <b>Soccer Science: Why Experiments Need<br/>to be Replicable</b>            |                       |
| <b>3</b>    | <b>Let's Investigate!</b>   |                       |
| <b>4</b>    | <b>Science Changes</b>  |                       |



# 6<sup>th</sup> Comprehensive Science Course 1

## Nature of Science

**Standard: SC.6.N.1.1:** Define a problem from the sixth grade curriculum, use appropriate reference materials to support scientific understanding, plan and carry out scientific investigation of various types, such as systematic observations or experiments, identify variables, collect and organize data, interpret data in charts, tables, and graphics, analyze information, make predictions, and defend conclusions.

*Join the investigation into our class hamster's respiration! In this interactive tutorial, we will explore different methods of investigation, hypothesize, interpret data, determine appropriate conclusions, and make predictions.*

### Interactive Tutorial Lesson:

1. Visit: <https://www.floridastudents.org/PreviewResource/StudentResource/183216>
2. Start the tutorial: **Class Hamster Science: Part 1**
3. Complete each practice question.
4. Print the certificate of completion.

### Interactive Tutorial Lesson:

1. Visit: <https://www.floridastudents.org/PreviewResource/StudentResource/183543>
2. Start the tutorial: **Class Hamster Science Part 2: Research & Experimental Design**
3. Complete each practice question.
4. Print the certificate of completion.

### Interactive Tutorial Lesson:

1. Visit: <https://www.floridastudents.org/PreviewResource/StudentResource/183547>
2. Start the tutorial: **Class Hamster Science Part 3: Experimental Testing & Results**
3. Complete each practice question.
4. Print the certificate of completion and submit to your Science teacher.

**Standard: SC.6.N.1.2:** Explain why scientific investigations should be replicable.

Help Ryan revise his soccer science experiment to make it replicable. In this interactive tutorial, you'll learn what "replicable" means and why it's so important in science.

### Interactive Tutorial Lesson:

1. Visit: <https://www.floridastudents.org/PreviewResource/StudentResource/183903>
2. Start the tutorial: **Soccer Science: Why Experiments Need to be Replicable**
3. Complete each practice question.
4. Print the certificate of completion and submit to your Science teacher.

# 6<sup>th</sup> Comprehensive Science Course 1

## Nature of Science

**Standard: SC.6.N.1.3:** Explain the difference between an experiment and other types of scientific investigation, and explain the relative benefits and limitations of each.

Investigate the benefits and limitations of experiments, observational studies, and comparative studies with this interactive tutorial.

### Interactive Tutorial Lesson:

1. Visit: <https://www.floridastudents.org/PreviewResource/StudentResource/184696>
2. Start the tutorial: **Let's Investigate!**
3. Complete each practice question.
4. Print the certificate of completion and submit to your Science teacher.

**Standard: SC.6.N.2.2:** Explain that scientific knowledge is durable because it is open to change as new evidence or interpretations are encountered.

Explore the processes of science and how it changes over time. This interactive tutorial uses the historical development of The Cell Theory to illustrate these ideas.

### Interactive Tutorial Lesson:

1. Visit: <https://www.floridastudents.org/PreviewResource/StudentResource/179541>
2. Start the tutorial: **Science Changes**
3. Complete each practice question.
4. Print the certificate of completion and submit to your Science teacher.



@academircharterprep







The Trusted Platform  
for School Community Engagement

## Padres y Tutores

### Ustedes pueden aprovechar nuestro Servicio de Mensajes de Texto

Nuestra escuela utiliza el sistema de SchoolMessenger para entregar mensajes de texto, directamente a su teléfono móvil con información importante sobre eventos, cierres de escuelas, alertas de seguridad y mucho más.

Usted puede participar en este servicio gratis\* con sólo enviar un mensaje de texto de "Y" o "Yes" al número de código corto de nuestra escuela, **67587**.

También puede optar por no recibir estos mensajes en cualquier momento simplemente respondiendo a uno de nuestros mensajes con "Stop".

SchoolMessenger es compatible con el **Student Privacy Pledge™** (Compromiso Con La Privacidad de Los Estudiantes). Puede estar seguro que su información es segura y nunca será entregada o vendida a nadie.



**Opte por recibir  
mensajes de texto  
en su teléfono  
móvil ahora!**



**Sólo tiene  
que enviar  
"Y" o "Yes"  
a 67587**

