

A C S P

Summer Gazette

2020-2021 Edition

ENTERING 1ST GRADE

- CURRICULUM
- UNIFORMS
- CONTACT INFO


STUDENT NAME:

Academir Charter School Preparatory

19185 SW 127 Ave.

Miami, FL 33177





AcadeMir Charter School Preparatory
"Expect Excellence"

AcadeMir Charter School Preparatory is proud and excited to offer all students our summer assignments. This summer magazine contains all REQUIRED Reading, Mathematics, and/or Science project based learning activities for your child's incoming grade. Enclosed you will also find other pertinent information to help your family prepare for the upcoming school year. As always, use these assignments as a way to connect with your child and acclimate students to what will be expected next year. ALL magazines will be collected during the first week of school and will be evaluated for a participation grade. We hope you have a wonderful and restful summer.


Sincerely,

M. Kristina Ledo Ed. D.
Principal

AcadeMir Charter School Preparatory está orgulloso y emocionado de ofrecer a todos los estudiantes nuestras asignaciones de verano. Esta revista de verano contiene todas las actividades de aprendizaje basadas en proyectos de Lectura, Matemáticas y / o Ciencias REQUERIDAS para el grado de su hijo. Adjunto encontrará también otra información pertinente para ayudar a su familia prepararse para el próximo año escolar. Como siempre, utilice estos proyectos como una manera de conectarse con su hijo y aclimatar a los estudiantes a lo que pueden esperar el próximo año. TODOS los proyectos se recogerán durante la primera semana de la escuela y serán evaluados para un grado de participación. Esperamos que tengan un maravilloso y tranquilo verano.

Sinceramente,

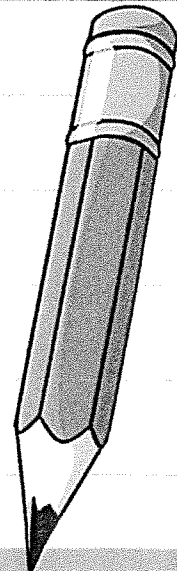
M. Kristina Ledo Ed. D.
Principal



School Ready

STRESS-FREE SUMMER & HASSLE-FREE BACK-TO-SCHOOL!

- ✓ NO WORRY OF OBTAINING SCHOOL SUPPLIES.
- ✓ NO WAITING IN LONG LINES.
- ✓ NO STRESS OVER SOLD-OUT ITEMS.
- ✓ ALL SUPPLIES SHIPPED IN ONE DELIVERY TO THE SCHOOL.
- ✓ ALL SUPPLIES LABELED WITH STUDENT NAME & CHARACTER.
- ✓ NO CARRYING OF BAGS OR BOXES.
- ✓ NO DELIVERY FEE.
- ✓ OPTION TO ORDER ONLINE
- ✓ OPTION TO BUY HEADPHONES SEPARATELY.
- ✓ OPTION TO BUY SUPPLY KITS BY CATEGORY.




WWW.SCHOOLREADYSUPPLIES.COM

First Grade

Classroom Supplies

1	Headphones (No Ear buds)
2 Packs	24 Pack of Crayon
2 Packs	#2 Pencils (Sharpened)
1 Packs	3 Glue Sticks
1 Packs	3 Regular Erasers
2	Blunt Scissor
1	Primary Notebook * Has Blank Space on top of each page*
3	Composition Books (Wide Ruled)
2	Plastic Folders with Prongs and Pockets *Yellow *Blue
1	1 Inch Binder with clear front slip
2	Pencil Top Erasers
2	Reams of white Copy Paper (500 Count)
2 Pack	Thin Dry Erase Markers (BOYS-Black or Color)
1	Box GALLON Ziploc (BOYS)
1	Box Sandwich Ziploc (GRLS)
1	Hand Sanitizers
2	Boxes of Tissue
1	Soft Pencil Pouch
1	Clorox Wipes
1	Roll of Paper Towel (BOYS)
1	Large Lysol Spray
1	Baby Wipes (GRLS)
1	Pack of 3x5 Index Cards (GRLS)
Wish List	File Folders Card Stock Laminating Sheets Color Paper Hand Sanitizer



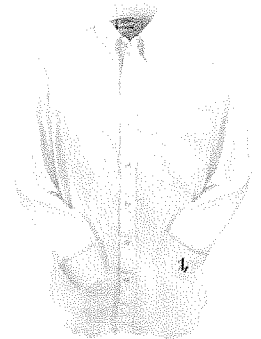
Academir Charter School Preparatory



Unisex Polo Spandex




Polo Rugby




Oxford Gala




Polo Dress
\$34.99 - \$36.99



Flat Front Pant
\$23.99




Flat Front Pant
\$19.99



Flat Front Short
\$14.99 - \$19.99



Tie



Skort With Flap Plaid



Pe Short



Pe T-Shirt



Snap Fleece Jacket



V-Neck Cardigan



V-Neck Vest -Gala



Dear ACSP Families:

Books can take your imagination to faraway places, on fantastic adventures, or back in time. You can learn about new things, meet new characters, and experience other cultures when you read. Reading can be relaxing, fun and rewarding - we know that people become better readers by reading!

This summer, we want you to take some time to *READ*. You can either enjoy the book on your own or read it with a grown-up. Our Grade Level Reading List can be found below. After you read your book, *complete the summer reading activity that has been assigned to your grade level*. Please bring your finished project in during the first week of school and give it to your teacher. It will be shared and displayed in class!

If you have any questions, please call our school office (305) 964-7542. Have a wonderful summer!

<i>Grade Level</i>	<i>Book</i>
<i>Entering Kindergarten</i>	<i>All Are Welcome by Alexandra Penfold</i>
<i>Entering 1st grade</i>	<i>The Little Butterfly that Could by Ross Burach</i>
<i>Entering 2nd grade</i>	<i>Jabari Jumps by Gaia Cornwall</i>
<i>Entering 3rd grade</i>	<i>Ranger in Time: Hurricane Katrina Rescue by Kate Messner</i>
<i>Entering 4th grade</i>	<i>Ways to Make Sunshine by Renee Watson</i>
<i>Entering 5th grade</i>	<i>Key Hunters: The Mysterious Moonstone by Eric Luper</i>
<i>Entering 6th grade</i>	<i>I Survived the American Revolution, 1776 by Lauren Tarshis</i>
<i>Entering 7th grade</i>	<i>I Survived the Battle of Gettysburg, 1863 by Lauren Tarshis</i>
<i>Entering 8th grade</i>	<i>The Big Game by Tim Green</i>

Students Entering Grades 1-3

- *In addition to the summer reading books above, students entering grades 1-3 will be required to complete 45 minutes Lexia weekly.*

Students Entering Grades 4-8

- *In addition to the summer reading books above, students entering grades 4-8 will be required to complete Reading Plus weekly.*

Total to be completed by August 1 :

- *10 See Readers reading comprehension activities*
- *10 Read Arounds vocabulary activities*

My Book Report

Name: _____

Name of book: _____

Author of book: _____

Who are the main characters in the story?

Tell us about the story:

Beginning _____

Middle _____

End _____

Your favorite part of the story: _____

Did you like the book? Why or Why not? _____

Name: _____

Date: _____



Sight Words



Point to each word. Circle the words students can read by sight.

another

back

because

been

each

find

going

great

house

how

kind

know

many

may

nice

now

other

people

right

should

thank

their

use

very

went



were

word

work

your

yours




Lesson 1

Short Vowels

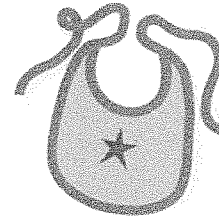
Name _____

The letters a and i are vowels. A word with one vowel usually has a **short vowel** sound.

pan




bib




Say the name of each picture. **Circle** the word that names the picture.

1.




men man

2.




fan fin

3.




pig pug

4.



cat cot

5.



cup cap

6.



sax six


Lesson 1

Short Vowels

Name _____


Say the name of each picture.
Write the missing vowel.

1.




p _____ n

2.



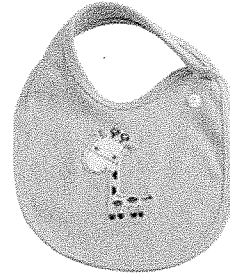
v _____ n

3.




b _____ t

4.



b _____ b

5.



c _____ n

6.



b _____ g

Name _____

The letters e, o, and u are vowels. A word with one vowel usually has a **short vowel** sound.

hen



fox




cut





Say the name of each picture. Draw a line between the pictures with the same vowel sound.



1.



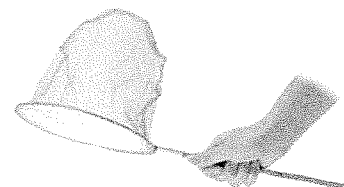
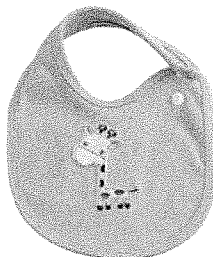
2.



3.



4.

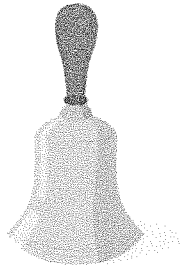


Name _____

Say the name of each picture.

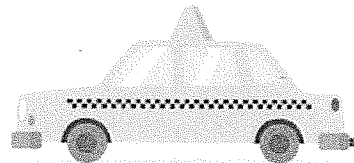
Circle the letter that stands for the vowel sound.

1.



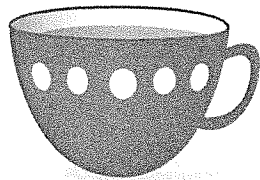
a e i o u

2.



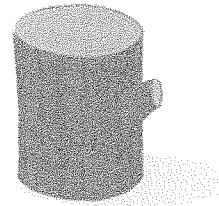
a e i o u

3.




a e i o u

4.




a e i o u

5.




a e i o u

6.




a e i o u

7.



a e i o u


8.



a e i o u

Listen to the story. Then answer the questions.

Puppy Problem!




Jen has a new puppy. Waggers is so cute!
But Waggers chews!

“Oh, no,” Jen says. “My sneaker has a hole. Waggers did it.”

Mom says, “Puppies like to chew. Let’s get Waggers a chew toy.”

Mom and Jen go to the pet shop.



Jen sees a toy bone. “Would Waggars like this?” she asks.

“Maybe,” says Mom.

Jen sees a toy ball. “Would Waggars like this?” she asks.

“Maybe,” says Mom.

Then Jen sees another toy. “Waggars will like this!” she cries.

“Let’s get it!” says Mom.

Waggars loves his toy. It looks just like a sneaker!



Go On

1. Waggars chews a hole in Jen's sneaker.
What do Mom and Jen do about that?
 - They train Waggars to stop chewing.
 - They buy a chew toy for Waggars.
 - They play with Waggars at a pet shop.

2. What does Jen do when she finds the hole in her sneaker?
 - She laughs.
 - She calls her mother.
 - She feels unhappy.

3. When Jen asks questions, Mom says, “Maybe.” You might say “maybe” when you
- tell a silly story.
 - want something special.
 - are not sure about something.
4. Look at the illustration on page 5. Which sentence best describes Jen?
- She is happy.
 - She is not sure.
 - She is worried.



Listen to the story. Then answer the questions.

A Good Day for Drawing




Ben is bored. “What can we do?”
Ben asks Mom.

“Let’s draw!” says Mom. She gets
crayons. Ben gets paper.

Ben draws a hen. He colors it red.
Mom draws a frog. She colors it green.

Ben and Mom laugh. Their pictures
are funny.



Then Ben draws a dog. Mom draws a rabbit. They color their pictures brown. They tape their pictures on a door.

“Look at that!” says Ben.

“Wow!” says Mom.

Ben and Mom laugh again. It is a good day for drawing.

Go On 


5. Why do Ben and Mom laugh at the beginning of the story?
- because they are glad to be home
 - because their pictures are funny
 - because Mom tells Ben a joke
6. Read these pairs of words from the story. Which two words are in the same category?
- draw and brown
 - ready and laugh
 - hen and frog

7. What does the illustration on page 9 tell you about Ben's and Mom's pictures?
- The animals look almost the same.
 - Ben's dog has a long nose.
 - Mom's rabbit has one ear.
8. Which sentence gives you some information that you would use in retelling this story?
- Ben and Mom are bored.
 - Ben and Mom are good at drawing.
 - Ben draws a hen and a dog.



READY!

Count From Any Number




Numbers follow a certain order.

When you count on from any number, the number after is always one more than the number you started with.

1	one
2	two
3	three
4	four
5	five
6	six
7	seven
8	eight
9	nine
10	ten

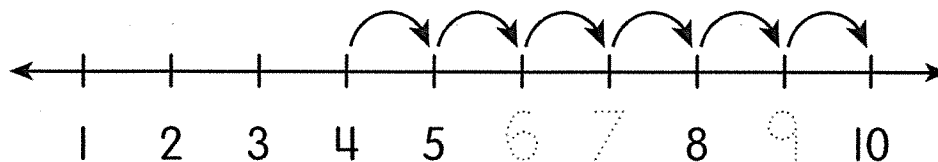
11	eleven
12	twelve
13	thirteen
14	fourteen
15	fifteen
16	sixteen
17	seventeen
18	eighteen
19	nineteen
20	twenty




A Start at 4. Count on to 10.



Write the missing numbers on the number line.



B Start at 13. Count on to 20.



Write the numbers in the number chart.

1	2	3	4	5	6	7	8	9	10
11	12	13	14	15	16	17			20

① Circle the number 13.

② Count on to 20. Write the missing numbers in the chart.

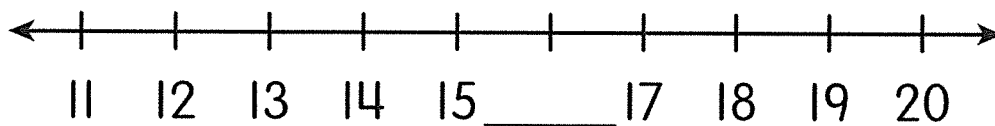


TRY IT!

① Start at 1. Count on to 20.
Write the missing numbers.

1	2		4	5		7	8		10
	12		14	15		17		19	

② Count on from 11. Write the missing number.



SET!

Count to 100 by 1s



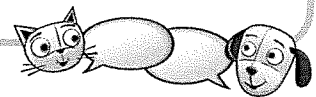
Numbers follow patterns when you count.

Count on from 21 to 30.

Count on from 31 to 40.

21	twenty-one
22	twenty-two
23	twenty-three
24	twenty-four
25	twenty-five
26	twenty-six
27	twenty-seven
28	twenty-eight
29	twenty-nine
30	thirty

31	thirty-one
32	thirty-two
33	thirty-three
34	thirty-four
35	thirty-five
36	thirty-six
37	thirty-seven
38	thirty-eight
39	thirty-nine
40	forty



A Count on.




Write the missing number.

41	42	43	44	45	46	47	★	49	50
----	----	----	----	----	----	----	---	----	----

① Start at 41. Stop at the ★.

② ★ = 48

B WORK TOGETHER! Count on from 51 through 70.

 Find the missing numbers.

51	52	53	54	55	56	57	★	59	60
61	62	63	64	♥	66	67	68	69	70

1 ★ = _____

2 ♥ = _____

3 Count and say the missing numbers.



TRY IT!

Count on. Write the missing numbers.

1

71	72	73	74	75	76	77	78	▲	80
----	----	----	----	----	----	----	----	---	----

▲ = _____

2

81	82	83	★	85	86	87	88	89	90
----	----	----	---	----	----	----	----	----	----

★ = _____

3

91	92	93	94	95	96	♥	98	99	100
----	----	----	----	----	----	---	----	----	-----

♥ = _____




GO! Count to 120

You can count on from any number past 100.
Counting follows the pattern of 1, 2, 3, 4, 5, 6, 7, 8, and 9.

91	ninety-one
92	ninety-two
93	ninety-three
94	ninety-four
95	ninety-five
96	ninety-six
97	ninety-seven
98	ninety-eight
99	ninety-nine
100	one hundred

101	one hundred one
102	one hundred two
103	one hundred three
104	one hundred four
105	one hundred five
106	one hundred six
107	one hundred seven
108	one hundred eight
109	one hundred nine
110	one hundred ten



A Start at the ★. Count on to the ☼.

DO Write the missing numbers.

61	62	63	64	65	66	★	68	69	70
71	72	73	74	75	☼	77	78	79	80

1 ★ = 67

2 ☼ = 76



B Count on from the ▲.



Write the missing numbers.

91	92	93	▲	95	96	97	98	99	100
101	102	103	104	105	106	▲	108	109	110
▲	112	113	114	115	116	117	118	119	▲

① ▲ = 94

② ▲ = 107

③ ▲ = 111

④ ▲ =

⑤ Count on from 91 and check your numbers.

C Read the numbers.



Write the number names.

① 112 one hundred twelve

② 120



TRY IT!

Write the missing numbers in the chart.

1

101	102	103	104	105	106	107	108	109	110
111	112	113	114	115	116	117	118	119	120

2

81		83	84		86	87	88		90
91		93	94		96	97	98		100
101		103	104		106	107	108		110
111		113	114		116	117	118		120

3 Write the missing numbers.

71	72	73	74	75	76	77	78	★	80
81	82	83	84	85	86	87	88	89	90
91	92	★	94	95	96	97	98	99	100
101	102	103	104	105	★	107	108	109	110
111	112	113	114	115	116	117	118	119	★

★ = _____

★ = _____

★ = _____


★ = _____

4 Write the missing numbers in the chart.

1	2	3	4	5	6	7	8	9	10
11	12	13	14	15	16	17	18	19	20
21	22	23	24		26	27	28	29	30
31	32	33	34	35	36	37		39	40
41	42	43	44	45	46	47	48	49	50
	52	53	54		56	57	58	59	60
61	62			65	66	67	68		70
71	72	73	74		76	77	78	79	80
81	82	83	84	85	86	87		89	90
	92	93	94	95	96	97	98	99	100
	102	103	104		106	107		109	110
111	112	113		115	116	117	118		120

FIRST GRADE


Summer STEM challenge



Stem Challenge:


Build a boat that can float on water, and can move when blown using a straw.

Materials: Aluminum foil, Straws, Paper, Masking tape (10 inches), Toothpicks, Popsicle sticks, and Plastic cups.




STEM PARENT NOTES:




- Parents may assist their child with this challenge.
- Students do not need to bring in actual project but may provide a picture of student with completed project instead.



Follow us on
Instagram



@academircharterprep





The Trusted Platform
for School Community Engagement

Padres y Tutores

Ustedes pueden aprovechar nuestro Servicio de Mensajes de Texto

Nuestra escuela utiliza el sistema de SchoolMessenger para entregar mensajes de texto, directamente a su teléfono móvil con información importante sobre eventos, cierres de escuelas, alertas de seguridad y mucho más.


Usted puede participar en este servicio gratis* con sólo enviar un mensaje de texto de "Y" o "Yes" al número de código corto de nuestra escuela, 67587.

También puede optar por no recibir estos mensajes en cualquier momento simplemente respondiendo a uno de nuestros mensajes con "Stop".

SchoolMessenger es compatible con el Student Privacy Pledge™ (Compromiso Con La Privacidad de Los Estudiantes). Puede estar seguro que su información es segura y nunca será entregada o vendida a nadie.



Opte por recibir mensajes de texto en su teléfono móvil ahora!



Sólo tiene que enviar "Y" o "Yes" a 67587

