



A C S P

Summer Gazette

2020-2021 Edition

ENTERING 2ND GRADE

- CURRICULUM
- UNIFORMS
- CONTACT INFO


STUDENT NAME:

Academir Charter School Preparatory

19185 SW 127 Ave.

Miami, Fl 33177





AcadeMir Charter School Preparatory
"Expect Excellence"

AcadeMir Charter School Preparatory is proud and excited to offer all students our summer assignments. This summer magazine contains all REQUIRED Reading, Mathematics, and/or Science project based learning activities for your child's incoming grade. Enclosed you will also find other pertinent information to help your family prepare for the upcoming school year. As always, use these assignments as a way to connect with your child and acclimate students to what will be expected next year. ALL magazines will be collected during the first week of school and will be evaluated for a participation grade. We hope you have a wonderful and restful summer.


Sincerely,

M. Kristina Ledo Ed. D.
Principal

AcadeMir Charter School Preparatory está orgulloso y emocionado de ofrecer a todos los estudiantes nuestras asignaciones de verano. Esta revista de verano contiene todas las actividades de aprendizaje basadas en proyectos de Lectura, Matemáticas y / o Ciencias REQUERIDAS para el grado de su hijo. Adjunto encontrará también otra información pertinente para ayudar a su familia prepararse para el próximo año escolar. Como siempre, utilice estos proyectos como una manera de conectarse con su hijo y aclimatar a los estudiantes a lo que pueden esperar el próximo año. TODOS los proyectos se recogerán durante la primera semana de la escuela y serán evaluados para un grado de participación. Esperamos que tengan un maravilloso y tranquilo verano.

Sinceramente,

M. Kristina Ledo Ed. D.
Principal




AcadeMir Charter School Preparatory




Unisex Polo Spandex




Polo Rugby




Oxford Gala




Polo Dress
\$34.99 - \$36.99



Flat Front Pant
\$23.99



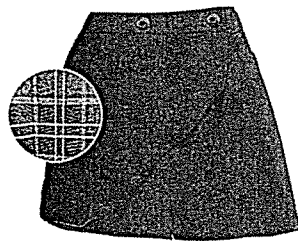
Flat Front Pant
\$19.99



Flat Front Short
\$14.99 - \$19.99



Tie



Skort With Flap Plaid



Pe Short




Pe T-Shirt



Snap Fleece Jacket



V-Neck Cardigan



V-Neck Vest -Gala

Second Grade

Classroom Supplies

1	Headphones (No Ear buds)
2 Packs	24 Pack of Crayon
2 Packs	#2 Pencils (Sharpened)
1 Packs	5 Glue Sticks
1 Packs	5 Regular Erasers
1	Blunt Scissor
1 Packs	Lined Paper
5	Composition Books
5	Plastic Folders with Prongs and Pockets *Yellow-Data * Blue-Math * Green-Science / SS * Red-Reading *Purple - Homework
1 Pack	Highlighters
1	Ruler (Inches & Centimeters)
2	Reams of white Copy Paper (500 Count)
1	Ream of Color Copy Paper
1 Pack	Dry Erase Markers
2	Personal Sharpeners
2	Red Pens
1	Hand Sanitizers
1	Boxes of Tissue
1	Soft Pencil Pouch (No Pencil Boxes)
1	Clorox Wipes
1	Roll of Paper Towel (Boys)
1	Large Lysol Spray
1	Baby Wipes (Girls)


Special Area

Classroom Supplies

<p>MUSIC 2nd - 5th Grade Only</p>	<p>Recorder Copy Paper Notebook Staff Paper</p>
<p>ART 2nd - 6th Grade Only</p>	<p>1 Canvas bag or Tote to carry art Supplies 1 Watercolor brushes 1 Pack of 24 Crayons 1 Pack of thick Markers 1 Sketch book (9X12) 3 Glue Sticks 1 Set of oil Pastels 3 Permanent black Markers Pencils Erasers 1 Pack of Color Pencils</p>
<p>SPANISH 2nd - 6th Grade Only</p>	<p>Copy paper Index cards College ruled paper or composition notebook</p>

WISH LIST ITEMS

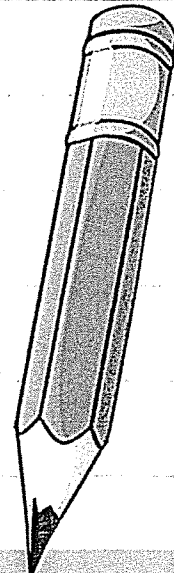
<p>Reams of Copy Paper Manila Folders Clorox Wipes Lysol Spray Baby Wipes Pencils Erasers Scissors Glue Sticks Markers Band-aids</p>	<p>Paper Towels Mr. Clean Magic Erasers Kleenex Tissue Hand Sanitizer Water Color Paint Color Tissue Paper Construction Paper Crayons Salt Rubbing Alcohol Eye Droppers</p>
--	---



School Ready

STRESS-FREE SUMMER & HASSLE-FREE
BACK-TO-SCHOOL!

- ✓ NO WORRY OF OBTAINING SCHOOL SUPPLIES.
- ✓ NO WAITING IN LONG LINES.
- ✓ NO STRESS OVER SOLD-OUT ITEMS.
- ✓ ALL SUPPLIES SHIPPED IN ONE DELIVERY TO THE SCHOOL.
- ✓ ALL SUPPLIES LABELED WITH STUDENT NAME & CHARACTER.
- ✓ NO CARRYING OF BAGS OR BOXES.
- ✓ NO DELIVERY FEE.
- ✓ OPTION TO ORDER ONLINE
- ✓ OPTION TO BUY HEADPHONES SEPARATELY.
- ✓ OPTION TO BUY SUPPLY KITS BY CATEGORY.



WWW.SCHOOLREADYSUPPLIES.COM



Dear ACSP Families:

Books can take your imagination to faraway places, on fantastic adventures, or back in time. You can learn about new things, meet new characters, and experience other cultures when you read. Reading can be relaxing, fun and rewarding - we know that people become better readers by reading!

This summer, we want you to take some time to *READ*. You can either enjoy the book on your own or read it with a grown-up. Our Grade Level Reading List can be found below. After you read your book, *complete the summer reading activity that has been assigned to your grade level*. Please bring your finished project in during the first week of school and give it to your teacher. It will be shared and displayed in class!

If you have any questions, please call our school office (305) 964-7542. Have a wonderful summer!

<i>Grade Level</i>	<i>Book</i>
<i>Entering Kindergarten</i>	<i>All Are Welcome by Alexandra Penfold</i>
<i>Entering 1st grade</i>	<i>The Little Butterfly that Could by Ross Burach</i>
<i>Entering 2nd grade</i>	<i>Jabari Jumps by Gaia Cornwall</i>
<i>Entering 3rd grade</i>	<i>Ranger in Time: Hurricane Katrina Rescue by Kate Messner</i>
<i>Entering 4th grade</i>	<i>Ways to Make Sunshine by Renee Watson</i>
<i>Entering 5th grade</i>	<i>Key Hunters: The Mysterious Moonstone by Eric Luper</i>
<i>Entering 6th grade</i>	<i>I Survived the American Revolution, 1776 by Lauren Tarshis</i>
<i>Entering 7th grade</i>	<i>I Survived the Battle of Gettysburg, 1863 by Lauren Tarshis</i>
<i>Entering 8th grade</i>	<i>The Big Game by Tim Green</i>

Students Entering Grades 1-3

- *In addition to the summer reading books above, students entering grades 1-3 will be required to complete 45 minutes Lexia weekly.*

Students Entering Grades 4-8

- *In addition to the summer reading books above, students entering grades 4-8 will be required to complete Reading Plus weekly.*

Total to be completed by August 1 :

- *10 See Readers reading comprehension activities*
- *10 Read Arounds vocabulary activities*

Book Report

Name: _____

Make sure your sentences are complete and that they make sense!
(capitalization and punctuation)

Book Title: _____

Author: _____

Main Character

Who is the main character? What are they like? Did you like this character

Supporting Characters

(Villain / Best Friend)

Are there supporting characters in this story? Did you like this character or not?

Setting

Where and when does the story take place?

Problem / Conflict

What did the character want? What was the main problem or conflict they faced?

Resolution

How did the character solve the problem?

Evaluation

Did you like this story? Why or why not? Would you change anything?

Illustration

Draw a picture of something or someone from the book

Read the story. Then answer the questions.

The Strange Noise

On Friday, David's family moved to Wells City. David had never lived in a big city before. There were so many buildings to see and sounds to hear!

On Monday morning, David walked to his new school. His big sister, Lola, walked with him.

David and Lola crossed Second Street. Then David heard a strange noise. It began as a rumble. At first, David thought it was thunder. Then the noise grew louder and LOUDER. Finally, it stopped.

"What was that noise?" David asked Lola.

"I don't know," Lola answered. "Maybe it was a roaring lion," she joked.

On Tuesday, David and Lola walked to school again. They crossed Second Street. David heard the same noise. It began with a hum. It grew into a deep RUMBLE.

"It sounds more like a dragon," David said. He liked stories about dragons. He had a toy dragon, too. David imagined his dragon making a deep rumbling noise.

On Wednesday, David and Lola crossed Second Street. Soon the strange noise filled the air again. David pictured a dragon with flames shooting from its mouth. "It's a very angry dragon," he thought.

The next day, David listened after crossing Second Street. The rumble began, then grew. David even felt the ground shake a little. "It's a very big dragon," he thought.



On Friday, Second Street was closed. Big trucks blocked the way. A police officer spoke to them. "Just walk this way to First Street," he said. "Then turn left to get to school."

Lola and David reached First Street. The noise began. It was louder than ever! Then David saw why. Right in front of them was the First Street train station. Pulling into the station was a big red train. A girl on the train waved.

David laughed and waved back. "It wasn't a dragon after all!" he said.

At school that day, David wrote a story about a boy and a dragon. The dragon was loud but very friendly. It was a great story.

1. What is the problem in this story?
 - (A) David does not know how to get to school.
 - (B) David does not know what is making a noise.
 - (C) David is afraid to go to his new school.
 - (D) David thinks the city is too noisy.

2. Read these sentences from the story.

It began as a rumble. At first, David thought it was thunder.

The word rumble means

- (A) a sudden crash.
- (B) a noisy city street.
- (C) a steady, low sound.
- (D) a dragon's roar.

3. In the middle of the story, how does David respond to what he hears?
- (A) He thinks about what kind of lion might be making the noise.
 - (B) He is excited about writing a story about dragons in school.
 - (C) He looks forward to finding the dragon at the train station.
 - (D) He thinks about what kind of dragon might be making the noise.
4. The illustration in the story helps readers understand
- (A) how time has passed.
 - (B) what David likes to do.
 - (C) what David sees in his mind.
 - (D) what makes the strange noise.

5. Why does David laugh at the end of the story?
- (A) He decides that he likes living in the city.
 - (B) He knows what made the strange noise.
 - (C) He learns that dragons are not real.
 - (D) He is happy to ride on a train.
6. Why do David and Lola not know what causes the noise? Explain your answer using details from the story.

Read the story. Then answer the questions.

The Best Gift

“Good throw!” Gracie called to her baby sister. They were in the backyard. Hope had just tossed a stick to the dog. Hope clapped.

Gracie turned to Grandma. “Hope will be two next week,” Gracie said. “I need a great gift for her. I could give her my princess doll. She likes that.”

Grandma made a face. “Do you think Hope will take good care of it? She does like to throw things.” Grandma pointed to Hope.

Gracie looked at her sister. Hope sat under the oak tree. She picked up an acorn. Then she threw it as hard as she could. Gracie pictured a smashed doll. Gracie shook her head. “Maybe you are right. That doll is not a good gift.”

At dinner, Hope threw her plastic cup. Gracie picked it up. “Grandma is right,” Gracie said. “You DO like to throw things.”

Hope giggled. Then she threw the cup again.

Later, Gracie and Hope were playing a game. Hope pulled off her socks. She threw one sock across the room. Then she threw the other. Gracie picked up a sock. She looked at it. She snapped her fingers. She had an idea for a perfect gift!

Gracie told her idea to Grandma. Grandma smiled and nodded. She said, “I can help!”

Gracie found a red sock. Then she cut three circles out of white felt. Grandma helped her stitch them onto the sock. The circles looked like two eyes and a mouth. Then Gracie put dried beans into the sock. Grandma sewed the sock closed.



After that, Gracie got a big sheet of paper. She painted a circle in the middle. Then she made big rings around the circle. She taped the paper onto a big box.

“Your gift is wonderful,” Grandma told Gracie. “A toy that will never break is perfect.”

On her birthday, Hope loved Gracie’s gift. She tossed the sock doll again and again. She didn’t care when she missed the target. She just liked to throw things. Gracie couldn’t stop smiling. “Good throw!” she called.

7. At the beginning of the story, what does Gracie say she needs?
- (A) a great birthday gift for Hope
 - (B) a game to play with her sister
 - (C) a new stick to throw to the dog
 - (D) a party idea for her baby sister

8. Read these sentences from the story.

“Maybe you are right. That doll is not a good gift.”

Why does Gracie say this?

- (A) The doll would be too big for Hope.
- (B) Gracie decides she wants the doll for herself.
- (C) The princess doll belongs to someone else.
- (D) Hope will throw the doll and break it.

9. What does Gracie do after Hope throws her socks?
- (A) Gracie wishes Hope would stop throwing things.
 - (B) Gracie is glad that she did not give Hope her doll.
 - (C) Gracie gets an idea for a great birthday gift for Hope.
 - (D) Gracie talks to Grandma about Hope throwing things.
10. The illustration helps you understand that Gracie is
- (A) painting a sign for school.
 - (B) making a sock doll for a game.
 - (C) making a target for a game.
 - (D) painting paper to wrap a gift.
11. How does Gracie feel at the end of the story?
- (A) surprised
 - (B) pleased
 - (C) sorry
 - (D) puzzled

12. Read the sentence from the story. Then read the dictionary entries.

Then she cut three circles out of white felt.

felt¹ *noun.* (fĕlt) a cloth made from pressed wool or other fibers: *a hat made of felt*

felt² *verb.* (fĕlt) past tense of feel: *We felt sad that day.*

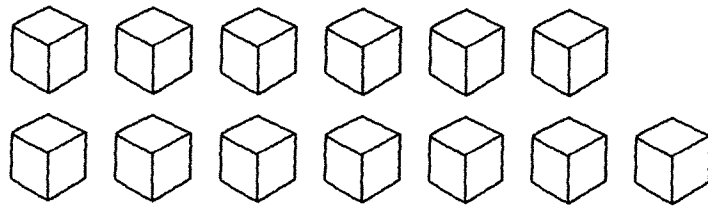
Which meaning from the dictionary fits with felt as it is used in the sentence? Explain your answer using details from the story and from the dictionary entry.

Chapter 1 Review

1 Bella has 6 red blocks.

Her teacher gives her 7 blue blocks.

How many blocks does Bella have in all?



$$6 + 7 = \square$$


Bella has _____ blocks in all.

2 Juan had 12 pencils.

He gave some away.

He has 6 pencils left.




How many pencils
did Juan give away?



$$12 - \square = 6$$

Juan gave away _____ pencils.

3 How many stickers are in the bag?



$$5 + 1 + \blacksquare = 8$$

There are _____ stickers in the bag.

4 $12 + 5 = \blacksquare$

13



15



17



5 $8 - 4 = \blacksquare$

5



4



2



6 $3 + 6 + 1 = \blacksquare$

10



11



12



Show how you add.

7 $3 + 7 + 2 = \underline{\hspace{2cm}}$

8 $1 + 2 + 7 = \underline{\hspace{2cm}}$

9 $6 + 0 + 4 = \underline{\hspace{2cm}}$

10 $5 + 5 + 8 = \underline{\hspace{2cm}}$

.....
Write an addition fact that can help you subtract.
Then subtract.

11 $12 - 3 = \blacksquare$

12 $16 - 9 = \blacksquare$

$\underline{\hspace{2cm}} + 3 = 12$

$\underline{\hspace{2cm}} + 9 = 16$

$12 - 3 = \underline{\hspace{2cm}}$

$16 - 9 = \underline{\hspace{2cm}}$

13 $14 - 6 = \blacksquare$

14 $11 - 8 = \blacksquare$

$\underline{\hspace{2cm}} + 6 = 14$

$\underline{\hspace{2cm}} + 8 = 11$

$14 - 6 = \underline{\hspace{2cm}}$

$11 - 8 = \underline{\hspace{2cm}}$

15 $5 + 3 = \square$



$5 + 3 = \square$

16 $4 + 2 = \square$



$4 + 2 = \square$

17 $8 - 6 = \square$

$6 + \square = 8$



$8 - 6 = \square$

$$\begin{array}{r} 18 \quad 3 \\ + 5 \\ \hline \end{array}$$

$$\begin{array}{r} 19 \quad 2 \\ + 2 \\ \hline \end{array}$$

$$\begin{array}{r} 20 \quad 8 \\ + 7 \\ \hline \end{array}$$

$$\begin{array}{r} 21 \quad 9 \\ + 4 \\ \hline \end{array}$$

$$\begin{array}{r} 22 \quad 10 \\ - 5 \\ \hline \end{array}$$

$$\begin{array}{r} 23 \quad 9 \\ - 3 \\ \hline \end{array}$$

$$\begin{array}{r} 24 \quad 16 \\ - 8 \\ \hline \end{array}$$

$$\begin{array}{r} 25 \quad 11 \\ - 4 \\ \hline \end{array}$$

$$26 \quad 5 + 6 = \underline{\quad}$$

$$27 \quad 12 - 8 = \underline{\quad}$$

$$28 \quad 9 + 7 = \underline{\quad}$$

$$29 \quad 8 - 6 = \underline{\quad}$$

Write the missing number in the box.

$$30 \quad 4 + \boxed{\quad} = 13$$

$$31 \quad \boxed{\quad} - 6 = 6$$

32 **FIND** What number will make the equation below true?

$$4 + 5 = 6 + \boxed{\quad}$$

How did you find the number?

Talk about it.



Chapter 1 Review

- I** Shayla has 18 stickers.
Miguel has 9 stickers.
How many stickers do they have in all?

Draw a picture to show how many stickers.

Shayla's stickers	Miguel's stickers

Solve the equation.

$$18 + 9 = \square$$

- 2** Rick had some toy cars. He buys 10 more toy cars. Now he has 35 toy cars in all. How many toy cars did Rick have before?

$$\square + 10 = 35$$

-
- 3** Tara had 26 balloons. She gave away 10 balloons. How many balloons were left?

$$26 - 10 = \square$$

-
- 4** Omar had 45 minutes before dinner. He spent some minutes playing soccer. Then he had 15 minutes left to walk home. How many minutes did Omar play soccer?

$$45 - \square = 15$$

Add. Count on from the greater number.

5 $5 + 8 = \square$



$$5 + 8 = \square$$

6 $3 + 9 = \square$



$$3 + 9 = \square$$

Add.

7 $\begin{array}{r} 9 \\ + 9 \\ \hline \end{array}$

8 $\begin{array}{r} 0 \\ + 6 \\ \hline \end{array}$

9 $\begin{array}{r} 8 \\ + 3 \\ \hline \end{array}$

10 $\begin{array}{r} 3 \\ + 7 \\ \hline \end{array}$

Subtract.

11 $\begin{array}{r} 14 \\ - 7 \\ \hline \end{array}$

12 $\begin{array}{r} 18 \\ - 7 \\ \hline \end{array}$

13 $\begin{array}{r} 13 \\ - 9 \\ \hline \end{array}$

14 $\begin{array}{r} 4 \\ - 4 \\ \hline \end{array}$

15 $8 + 4 =$

11

12

13

16 $9 + 9 =$

14

16

18

17 $7 - 0 =$

0

7

8

18 $15 - 7 =$


6

7

8

Write the number.


19



_____ ladybugs in all

Is the number odd or even? _____

20



_____ fish in all

Is the number odd or even? _____

Finish each equation to show that an even number can make 2 equal groups.


21 $12 = \underline{\quad} + \underline{\quad}$

22 $4 = \underline{\quad} + \underline{\quad}$

23 $20 = \underline{\quad} + \underline{\quad}$

24 $6 = \underline{\quad} + \underline{\quad}$

25 How many frogs in all?



How many frogs in each column?


Write an equation.

$\underline{\quad} + \underline{\quad} + \underline{\quad} + \underline{\quad} + \underline{\quad} = \underline{\quad}$

There are $\underline{\quad}$ frogs in all.

SECOND GRADE

Summer STEM challenge



Stem Challenge:


Build a marble maze.




Materials: Lid from a box of shoes,
Straws, Scotch tape or glue dots,
and a marble.

STEM PARENT NOTES:




- Parents may assist their child with this challenge.
- Students do not need to bring in actual project but may provide a picture of student with completed project instead.



Follow us on
Instagram



@academircharterprep





The Trusted Platform
for School Community Engagement

Padres y Tutores

Ustedes pueden aprovechar nuestro Servicio de Mensajes de Texto

Nuestra escuela utiliza el sistema de SchoolMessenger para entregar mensajes de texto, directamente a su teléfono móvil con información importante sobre eventos, cierres de escuelas, alertas de seguridad y mucho más.


Usted puede participar en este servicio gratis* con sólo enviar un mensaje de texto de "Y" o "Yes" al número de código corto de nuestra escuela, 67587.

También puede optar por no recibir estos mensajes en cualquier momento simplemente respondiendo a uno de nuestros mensajes con "Stop".

SchoolMessenger es compatible con el Student Privacy Pledge™ (Compromiso Con La Privacidad de Los Estudiantes). Puede estar seguro que su información es segura y nunca será entregada o vendida a nadie.



Opte por recibir mensajes de texto en su teléfono móvil ahora!



Sólo tiene que enviar "Y" o "Yes" a 67587

