



ACADEMIR CHARTER SCHOOLS

Summer *Learning Packets*



**Incoming
KINDERGARTEN**



ACADEMIR CHARTER SCHOOLS



Dear Parents and Guardians,

In preparation for the upcoming 2025–2026 school year and to support the continued academic growth of our students, the curriculum team at AcadeMir Charter Schools has developed grade-level-specific summer learning packets. These assignments are designed to help students retain the knowledge and skills acquired during the previous school year and to ensure a strong start in the fall.

All students are required to complete the summer learning packet, which includes activities in reading, handwriting, mathematics, social studies, and science. In addition, students should read the grade-specific book that has been chosen for them and be prepared to discuss their literary journey with the rest of the class when school begins. Completed packets are due on the first day of school. We appreciate your support in helping your child stay engaged and prepared over the summer break.

Warm regards,
AcadeMir Charter Schools Administration

Estimados padres y tutores:

En preparación para el próximo año escolar 2025–2026 y con el fin de apoyar el crecimiento académico continuo de nuestros estudiantes, el equipo curricular de AcadeMir Charter Schools ha desarrollado paquetes de aprendizaje de verano específicos por nivel de grado. Estas asignaciones están diseñadas para ayudar a los estudiantes a retener los conocimientos y habilidades adquiridos durante el año escolar anterior y asegurar un buen comienzo en el otoño.

Todos los estudiantes deben completar el paquete de aprendizaje de verano, el cual incluye actividades de lectura, escritura a mano, matemáticas, estudios sociales y ciencias. Además, los estudiantes deben leer el libro asignado correspondiente a su grado y estar preparados para compartir su experiencia literaria con el resto de la clase al comenzar el año escolar.

Los paquetes completados deben entregarse el primer día de clases. Agradecemos su apoyo para ayudar a que su hijo(a) se mantenga comprometido(a) y preparado(a) durante las vacaciones de verano.

Cordialmente,
Administración de AcadeMir Charter Schools

ACADEMIR CHARTER SCHOOLS



2025 Summer Reading List



Grade	Summer Reading	Author	Book Synopsis	Front Cover
Kindergarten	Swimmy	Leo Lionni	Deep in the sea there lives a happy school of little fish. Their watery world is full of wonders, but there is also danger, and the little fish are afraid to come out of hiding . . . until Swimmy comes along. Swimmy shows his friends how with ingenuity and teamwork they can overcome any danger.	
First Grade	From Seed to Pumpkin	Wendy Pfeffer	Pumpkins can be baked in a pie, carved into jack-o'-lanterns, and roasted for a healthy snack. But how does a tiny seed turn into a big pumpkin? With clear text and detailed, colorful illustrations, this book explains what a pumpkin seed needs to help it grow!	
Second Grade	Mango, Abuela, and Me	Meg Medina	Mia's abuela has left her sunny house with parrots and palm trees to live with Mia and her parents in the city. The night she arrives, Mia tries to share her favorite book with Abuela before they go to sleep and discovers that Abuela can't read the words inside. Then Mia sees a parrot in the pet-shop window and has the perfect idea for how to help them all communicate a little better.	
Third Grade	The Boxcar Children	Gertrude Chandler Warner	The Aldens begin their adventure by making a home in a boxcar. Their goal is to stay together, and in the process, they find a grandfather.	
Fourth Grade	The Lion, the Witch and the Wardrobe	C.S. Lewis	Narnia... the land beyond the wardrobe door, a secret place frozen in eternal winter, a magical country waiting to be set free. Lucy is the first to find the secret of the wardrobe in the professor's mysterious old house. At first her brothers and sister don't believe her when she tells of her visit to the land of Narnia. wardrobe themselves.	


ACADEMIR CHARTER SCHOOLS



2025 Summer Reading List

Grade	Summer Reading	Author	Book Synopsis	Front Cover
Fifth Grade	The City of Ember	Jeanne DuPrau	Many hundreds of years ago, the city of Ember was created by the Builders to contain everything needed for human survival. It worked...but now the storerooms are almost out of food, crops are blighted, corruption is spreading through the city and worst of all the lights are failing. Soon Ember could be engulfed by darkness...	
Sixth Grade	Tales of Greek Heroes	Roger Lancelyn Green	Tales of the Greek Heroes tells the mysterious and exciting legends of the gods and heroes in Ancient Greece. Greek mythology has inspired stories for thousands of years, with tales of lost love and magic. Join our heroes in their journeys of resilience and revenge, guilt and love, and trials and betrayal.	
Seventh Grade	The Red Umbrella	Christina Diaz Gonzalez	The Red Umbrella is a moving tale of a 14-year-old girl's journey from Cuba to America as part of Operation Pedro Pan. -an organized exodus of more than 14,000 unaccompanied children, whose parents sent them away to escape their country's dictatorship.	
Eighth Grade	The Swiss Family Robinson	Johann David Wyss	The Robinsons leave their home in Switzerland planning to settle half a world away. But things do not turn out as they had expected. The sole survivors of a terrible shipwreck, they wash ashore to learn that the danger has only begun. Their new world will test their courage, cleverness, endurance, and faith as they struggle to survive and create a civilization of their own in the wilderness.	


Ninth Grade	Old Greek Stories	James Baldwin	<p><i>Old Greek Stories</i> by James Baldwin is a collection of classic Greek myths retold in a clear and engaging style for young readers. The book highlights legendary heroes, gods, and moral lessons from ancient Greece, including tales of Prometheus, Pandora, Hercules, and Theseus.</p>	
Tenth Grade	Tale of Two Cities	Charles Dickens	<p>"A Tale of Two Cities," set during the French Revolution, centers on Dr. Manette's 18-year imprisonment and his subsequent reunion with his daughter Lucie in London. Lucie marries Charles Darnay, a French aristocrat, while Dr. Manette's life is restored through her love. The story unfolds with Darnay facing accusations of treason, and Sydney Carton, a dissolute lawyer who loves Lucie, makes the ultimate sacrifice to save Darnay.</p>	



ELA



ACADEMIR CHARTER SCHOOLS




Name _____

Swimmy

Think about the story.

Draw (and label) or color to answer the questions.



1. Where does Swimmy live?

2. Does the tuna fish catch Swimmy?



yes




no

3. What are some of the marvels Swimmy saw in the sea?

4. Who does Swimmy meet after seeing the marvels?

5. Why are Swimmy's new friends afraid?




6. How does Swimmy and the new friends solve their problem?




7. How are you and Swimmy the same?


Swimmy



Me



8. What is your opinion of the story? Color to show your opinion.



I loved it!



I liked it.



It was O.K.

Learning Sight Words

Dear Parents,

We are sending home a sight word list that your child should practice reading over the summer. Sight words are words that usually don't follow the rules of spelling. They should be memorized because decoding them can be difficult. Students are taught to memorize sight words as a whole, by sight, so that they can recognize them immediately (within three seconds) and read them without having to use decoding skills.

Below is a list of activities to make sight word practice more fun:

- Make sight word flashcards on index cards and have your child practice reading them over and over
- Rainbow write the words
- Busy night? Write the words on a white board in the car as you get your errands and activities done
- Play "Go Fish" with the sight words on index cards (write each word on two cards).
- Word Searches/Sight Word Scavenger Hunt: Find sight words on food boxes or other available print material (magazines, grocery shopping, street signs, etc.)
- Letter Magnets: Have your child use letter magnets to spell the word.
- Memory game: Make duplicates of the sight word cards and play the memory game.
- Bingo: Make 5 x 5 grids and put sight words in the squares. Call out a sight word and have your child find the word on his/her Bingo board; play the same rules as Bingo.
- Write sight words with glitter glue
- Make sight words with Playdoh
- Write sight words with shaving cream in the tub/shower
- Put craft sand on a paper plate. Have your child practice tracing sight words in the sand.
- Put hair gel in a zip lock baggie, seal the baggie, and have your child write the letters of the sight word in the gel.
- Jump, hop, clap, or tap out the letters of the sight word (t-h-e "the").

HAPPY READING!

Pre-Primer

a	funny	look	see
and	go	make	the
away	help	me	three
big	here	my	to
blue	I	not	two
can	in	one	up
come	is	play	we
down	it	red	where
find	jump	run	yellow
for	little	said	you

Primer

am	four	out	too
are	get	please	under
at	good	pretty	want
ate	have	ran	was
be	he	ride	well
black	into	saw	went
brown	like	say	what
but	must	she	white
came	new	so	who
did	no	soon	will
do	now	that	with
dog	on	there	yes
door	our	they	

[illegible]

Name: _____ Date: _____

Letter Recognition

A

e

E

a

G

d

D

g

M

k

I

m

K

i

Directions: Name each letter. Draw a line to connect the uppercase and lowercase form of the same letter.

Name: _____ Date: _____

Letter Recognition

N

w

Q

n

R

s

S

r

W

z

Z

t

T

q


Directions: Name each letter. Draw a line to connect the uppercase and lowercase form of the same letter.

Name : _____




Missing Letters

Fill in the missing letters and trace the words.




r o g



i s n



i f t




o o t





★ MATH ★

ACADEMIR CHARTER SCHOOLS



Name _____



Color the number one.

Color 1 umbrella.

Handwriting practice lines for the number 1.

Practice writing the number 1.

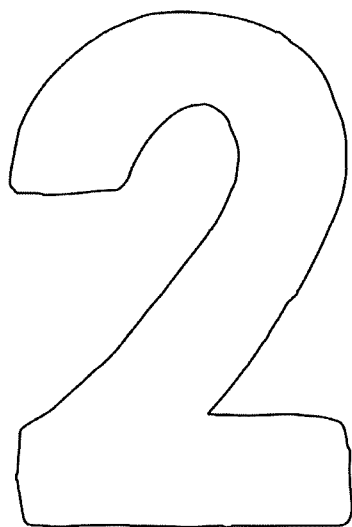
Blank space for drawing.

Draw 1 of something.

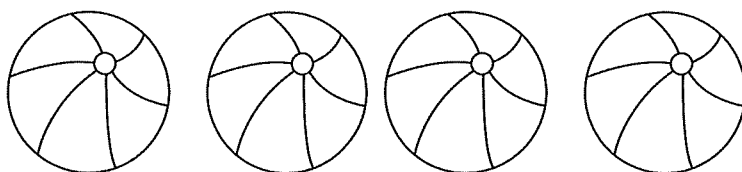
Box containing numbers and letters for identification.

Circle the 1s.


Name _____




Color the number two.



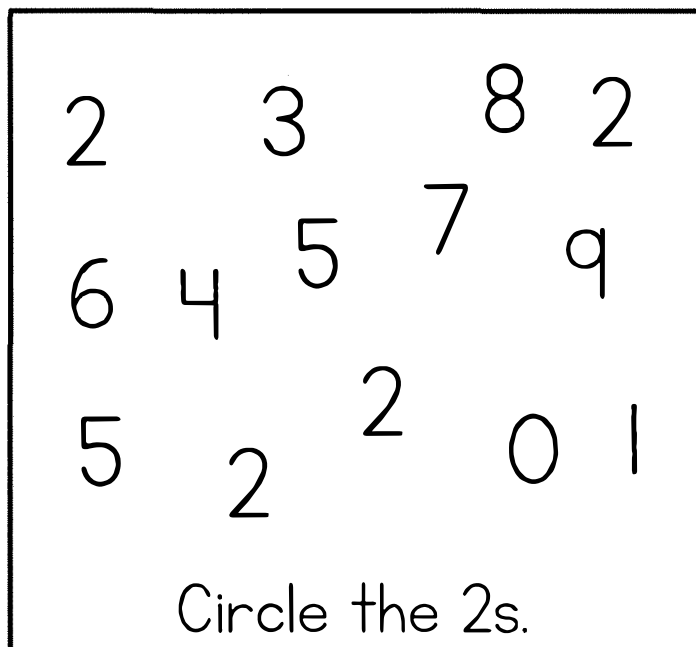
Color 2 beach balls.



Practice writing the number 2.




Draw 2 of something.





Circle the 2s.

Name _____

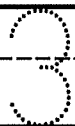


three



Color the number three.

Color 3 crabs.




Practice writing the number 3.

Draw 3 of something.


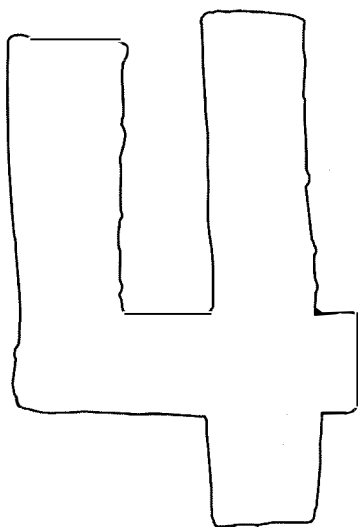
3 3 8 3
6 4 5 7 9
5 3 2 0 1

Circle the 3s.

Name _____

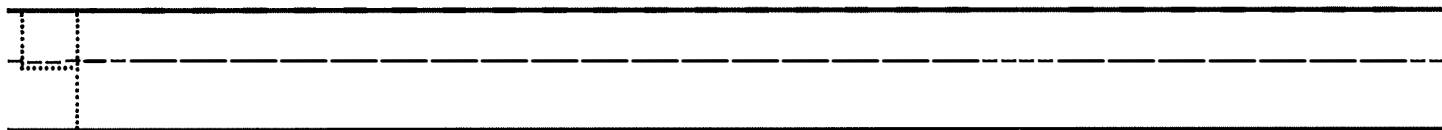


four




Color the number four.

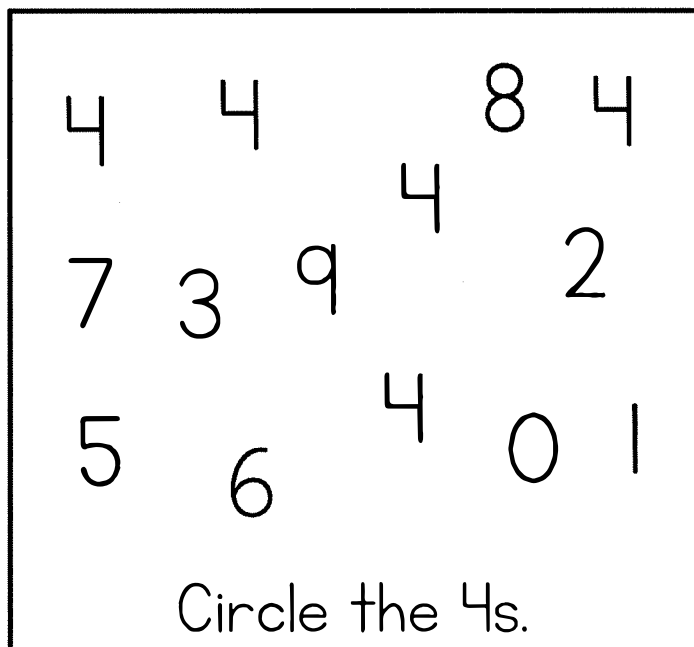
Color 4 fish.



Practice writing the number 4.





Draw 4 of something.



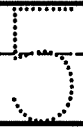
Circle the 4s.

Name _____



Color the number five.

Color 5 suns.





Practice writing the number 5.

Draw 5 of something.

5 4 8 5
7 3 9 5 2
5 6 5 0 1

Circle the 5s.

Name _____



Color the number six.

Color 6 pails.



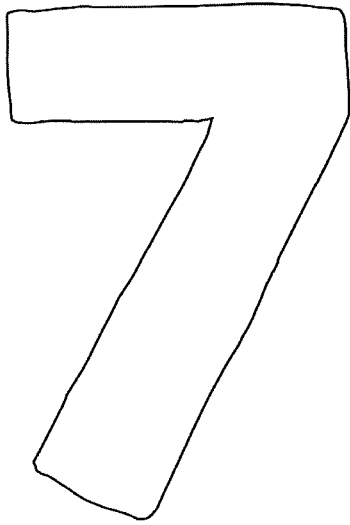
Practice writing the number 6.

Draw 6 of something.


3 6 8 6
6 4 5 7 9
5 2 6 0 1

Circle the 6s.

Name _____




seven




Color the number seven.

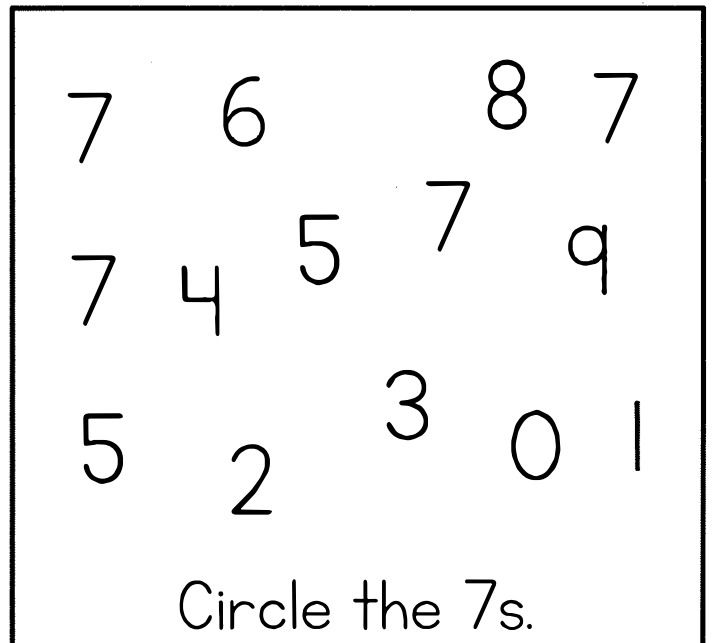
Color 7 lemonades.



Practice writing the number 7.




Draw 7 of something.





Circle the 7s.

Name _____



eight



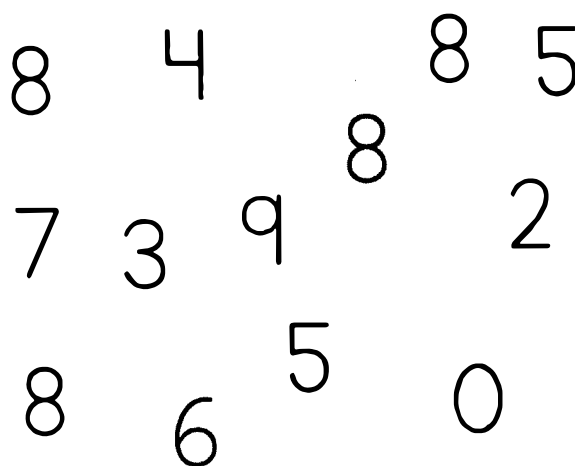
Color the number eight.

Color 8 shells.



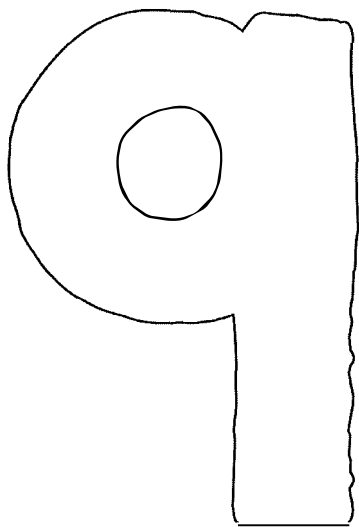
Practice writing the number 8.

Draw 8 of something.




Circle the 8s.

Name _____



nine



Color the number nine.

Color 9 seahorses.



Practice writing the number 9.

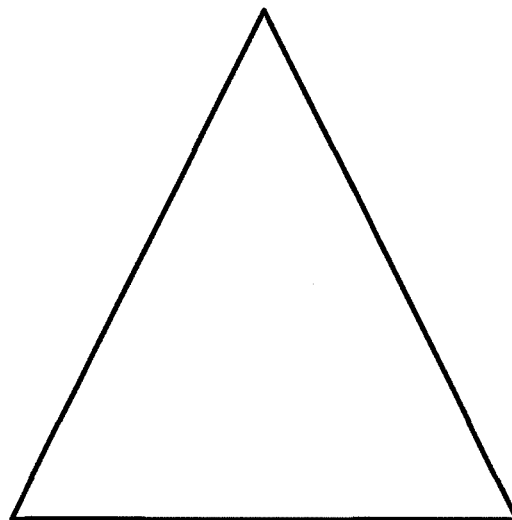
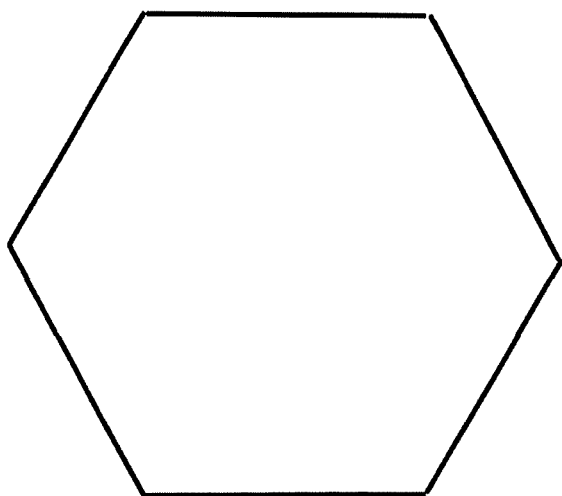




Draw 9 of something.

q 6 8 q
7 3 5 q 2
5 q 4 0 1

Circle the 9s.

Name _____

Shapes and Colors




Color the circle red. Color the square blue. Color the triangle green.
Color the rectangle yellow. Color the hexagon purple.



SOCIAL STUDIES



ACADEMIR CHARTER SCHOOLS

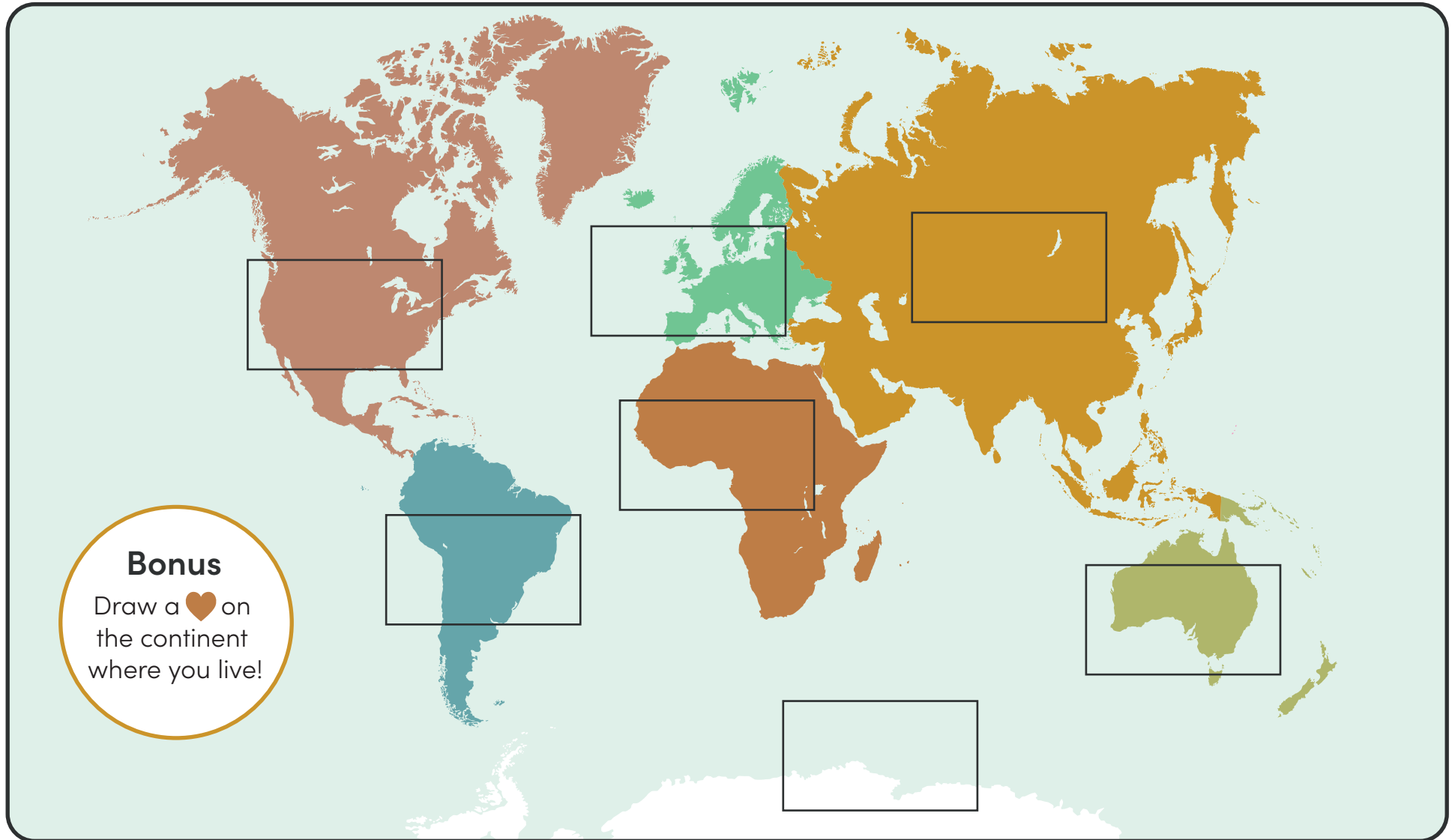


Label the Continents

Name _____

Cut out the labels. Glue them onto the correct continent on the map.

Date _____



Africa

Antarctica

Asia

Australia

Europe

North
America


South
America



SCIENCE



ACADEMIR CHARTER SCHOOLS



Animal homes

Kindergarten Science Worksheet

Match each animal to where it lives.





Kindergarten Summer Science Activity

“Does it live in the Ocean or on Land?”

Introduction

Swimmy was swimming and exploring the ocean in the book *Swimmy*. Did you know that some animals can only live in water and some can only live on land. There are even some animals that can live on both, they can live in water and on land. These types of animals are amphibians.

Materials

- Activity Sheet
- Scissors
- Glue/paste

Procedures

1. Write your name on the top of the Activity Sheet.
2. Cut out the pictures of the different animals.
3. Paste them in the right column in the chart.

Your task

Complete the Activity Sheet and turn it in to your teacher on August 23rd.






Student Name _____

Kindergarten Summer Science Activity “Does it live in the Ocean or on Land?”

Activity Sheet

Directions: Cut out each animal card and place it in the appropriate colum within the chart. The animals either lives on land or in the ocean.

Lives in the Ocean 	Lives on Land 